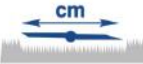
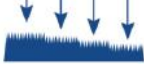








HM 46 A YAM

TECHNISCHE DATEN/TECHNICAL SPECIFICATIONS

BESTELL-NR./ORDER NUMBER: 86-0460-27-00



							
46 cm	4 – 7 cm	0 - 2000 m ²	6 MIN/100 m ²	3-GANG 3-SPEED	YAMAHA MA 190 3,5 KW @ 2800 U/MIN/RPM	90 dB(A)	40 kg 89 x 55 x 48 cm

STARTER:

SEILZUG AM HOLM / STARTER ROPE

ANTI-BRUCH-SYSTEM / ANTI-BREAKAGE-SYSTEM:



PASSENDES ZUBEHÖR / MATCHING ACCESSORIES

VERSCHLISSBARER TANKDECKEL/LOCKABLE TANK CAP:



HOLMVERLÄNGERUNG / HANDLEBAR EXTENSION:



DREIRADADAPTER / TRICYCLE ADAPTER:

