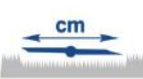
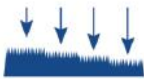








PM 46 A B&S

TECHNISCHE DATEN/TECHNICAL SPECIFICATIONS

BESTELL-NR./ORDER NUMBER: 86-0460-22-



							
46 cm	4 – 7 cm	0 - 2000 m ²	6 MIN/100 m ²	1-GANG 1-SPEED	B&S** SERIE 850 4-TANK 3,3KW @ 2800 U/MIN/RPM	89,3 dB(A)	40 kg 88 x 55 x 42 cm

STARTER:

SEILZUG AM HOLM / STARTER ROPE

ANTI-BRUCH-SYSTEM / ANTI-BREAKAGE-SYSTEM:



PASSENDES ZUBEHÖR / MATCHING ACCESSORIES

VERSCHLISSBARER TANKDECKEL / LOCKABLE TANK CAP:



HOLMVERLÄNGERUNG / HANDLEBAR EXTENSION:



DREIRADADAPTER / TRICYCLE ADAPTER:

